



Airstream®



Esco Airstream® Horizontal Laminar Flow
Clean Bench Model LHG-4A



Esco Airstream® Vertical Laminar Flow
Clean Bench Model LVG-4A

Laminar Flow Clean Benches, Horizontal and Vertical

The Leading Solution for Research Laboratories

More product variants and sizes to suit more applications and user preferences



KEY BENEFITS:

- *The first in world Laminar Flow Clean Bench with Standby Mode for more energy saving*
- *Energy Efficient DC ECM Motor. ONLY 155 Watts!! (for 4 ft size)*
- *World's Leading Low Noise Laminar Flow Cabinet*
- *Stable and Self-compensating Flow*
- *Isocide™ Powder-coated*
- *ULPA filter (up to ISO Class 3)*
- *Optional Real-time Airflow Monitoring*

ESCO
WORLD CLASS. WORLDWIDE.



Sentinel™ Gold Microprocessor Controller

- Displays all safety information on one screen
- Centered and angled down for easy reach & viewing



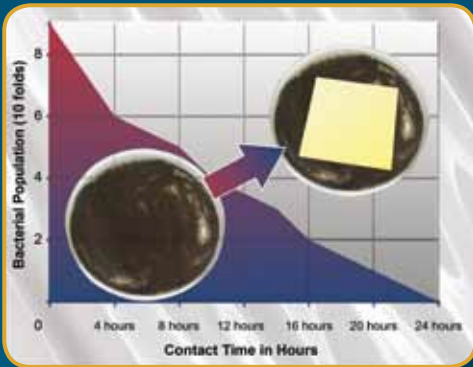
Ergonomic Control Panel Location

- Located on the center and angled down
- ADA-Compliant



Work Top

- The spill-retaining work top design with a recessed central area contains accidental liquid spills.



ISOCIDE™ Powder Coat

- Silver-ion impregnated powder coat
- Inhibit microbial growth to improve safety



Guide to Models

LH - -															
1st Placeholder Product Line	2nd Placeholder Flow		3rd Placeholder Side Wall		4th Placeholder Width		5th Placeholder Internal Height		6th Placeholder Control		7th Placeholder Window		8th Placeholder Electrical		
Laminar Flow	L	Horizontal	H	Glass	G	3 feet	3	2 feet	A	Sentinel™ Gold	G	Fixed	F	230 VAC, 50 / 60 Hz	8
				Stainless Steel	S	4 feet	4	2.5 feet	B					115 VAC, 50 / 60 Hz	9
						5 feet	5	3 feet	C						
						6 feet	6								
						8 feet	8								

Example Code: LHG-4BG-F8

Specifications: Laminar flow cabinet, Horizontal Flow, Glass sided walls, 4ft width, 2.5ft internal height, Sentinel™ Gold microprocessor controller, Fixed window and 230 VAC, 50/60 Hz

Optional Airflow Sensor

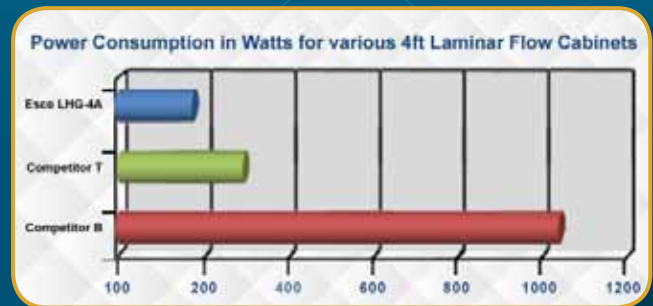

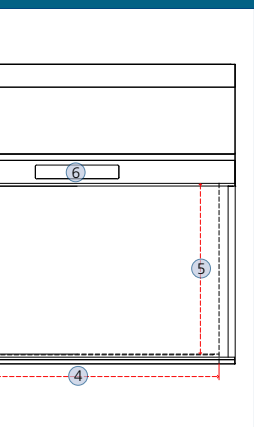
- Monitors real-time airflow for safety
- Alert the user if airflow is insufficient

Energy Efficient DC ECM Motor

- Powered by latest generation DC ECM motor, that is more efficient than legacy ECM and VFD motors
- 70% Energy savings compared to AC motor
- Stable airflow, despite building voltage fluctuations & filter loading
- Standby mode to further reduce power consumption (Standby mode will provide ISO Class 5 workzone)

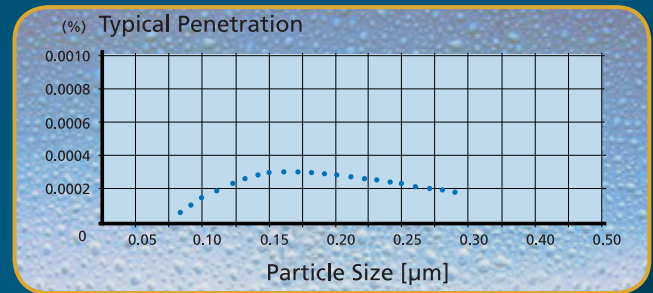


Airstream Horizontal Laminar Flow Clean Bench, Model LHG-4A



ULPA Filter

- 10x Filtration efficiency of HEPA filter creates ISO Class 3 work zone instead of industry-standard ISO Class 5
- 10x Cleaner work zone than cabinets with HEPA filter

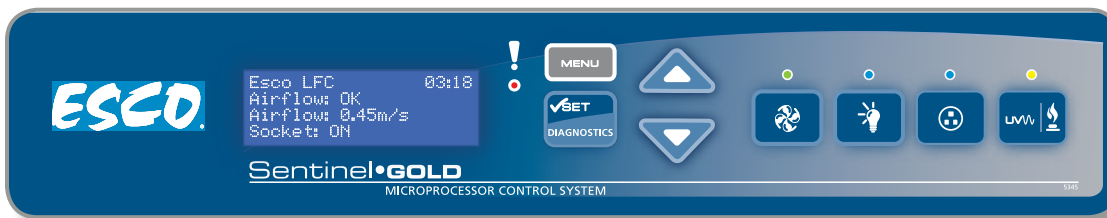


Quiet Operation

- World's leading low noise laminar flow cabinet
- Comfortable low noise at 54.5 dBA
**LHG-4A in open field condition*
- Reduce fatigue and improve work concentration



	Cabinet Performance	Air Quality	Filtration	Electrical Safety
Standards Compliance	IEST-RP-CC002.2, Worldwide	ISO 14644.1, Class 3, Worldwide AS 1386 Class 1.5, Australia JIS B9920, Class 3, Japan	EN-1822 (H14), Europe IEST-RP-CC001.3, Worldwide IEST-RP-CC007, Worldwide IEST-RP-CC034.1, Worldwide	IEC61010-1, Worldwide EN 61010-1, Europe UL61010-1, USA CAN/CSA-22.2, No.61010-1



Sentinel™ Gold Microprocessor Controller

- Displays all safety information on one screen
- Centered and angled down for easy reach & viewing



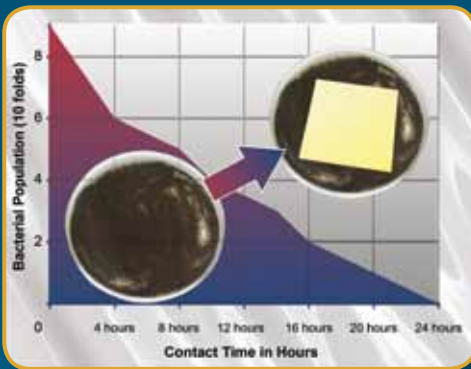
Ergonomic Control Panel Location

- Located on the center and angled down
- ADA-Compliant




Work Top

- The spill-retaining work top design with a recessed central area contains accidental liquid spills.



ISOCIDE™ Powder Coat

- Silver-ion impregnated powder coat
- Inhibit microbial growth to improve safety



Airstream Vertical Laminar Flow Clean Bench, Model LVG-4A

Guide to Models

1st Placeholder Product Line	2nd Placeholder Flow	3rd Placeholder Side Wall	4th Placeholder Width	5th Placeholder Internal Height	6th Placeholder Control	7th Placeholder Window	8th Placeholder Electrical								
Laminar Flow	L	Vertical	V	Glass	G	3 feet	3	2.25 feet	A	Sentinel™ Gold	G	Fixed	F	230 VAC, 50 / 60 Hz	8
		Stainless Steel	S	4 feet	4	3 feet	C							115 VAC, 50 / 60 Hz	9
				5 feet	5										
				6 feet	6										
				8 feet	8										

Example Code: LVG-4AG-F8

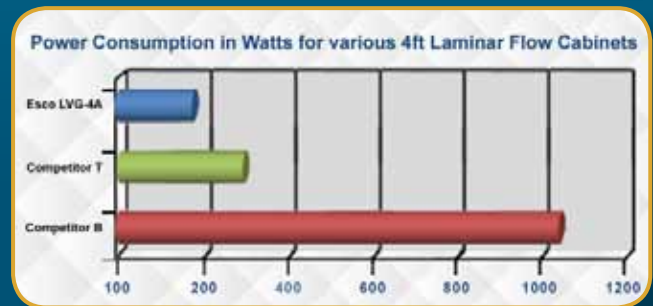

Specifications: Laminar Flow Cabinet, Vertical Flow, Glass sided walls, 4ft width, 2ft internal height, Sentinel™ Gold microprocessor controller, Fixed window, and 230 VAC, 50/60 Hz

Airflow Sensor

- Monitors real-time airflow for safety
- Alert the user if airflow is insufficient

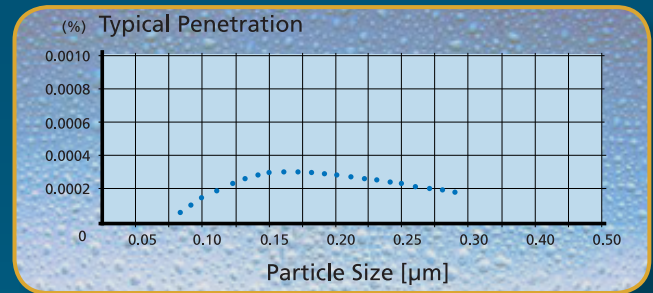
Energy Efficient DC ECM Motor

- Powered by latest generation DC ECM motor, that is more efficient than legacy ECM and VFD motors
- 70% Energy savings compared to AC motor
- Stable airflow, despite building voltage fluctuations & filter loading
- Standby mode to further reduce power consumption (Standby mode will provide ISO Class 5 workzone)



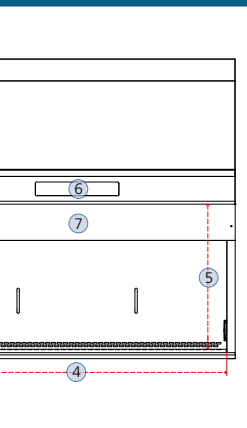
ULPA Filter

- 10x Filtration efficiency of HEPA filter Creates ISO Class 3 work zone instead of industry-standard ISO Class 5
- 10x Cleaner work zone than cabinets with HEPA filter



Quiet Operation

- World's leading low noise laminar flow cabinet
- Comfortable low noise at 54.5 dBA
**LHG-4A in open field condition*
- Reduce fatigue and improve work concentration



Standards Compliance	Cabinet Performance	Air Quality	Filtration	Electrical Safety
	IEST-RP-CC002.2, Worldwide	ISO 14644.1, Class 3, Worldwide AS 1386 Class 1.5, Australia JIS B9920, Class 3, Japan	EN-1822 (H14), Europe IEST-RP-CC001.3, Worldwide IEST-RP-CC007, Worldwide IEST-RP-CC034.1, Worldwide	IEC61010-1, Worldwide EN 61010-1, Europe UL61010-1, USA CAN/CSA-22.2, No.61010-1

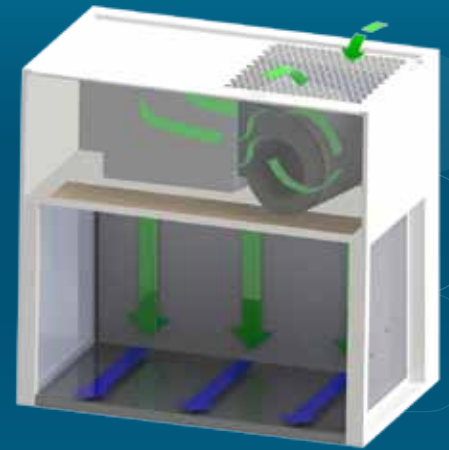
Airstream® Horizontal Laminar Flow Stainless Steel Side Wall Version



Cabinet Filtration System

- Room air is taken in from the top of the clean bench through a disposable pre-filter with 85% arrestance; this serves to trap larger particles and increase the life of the main filter.
- Air is forced evenly across the ULPA/H14 filter(s); the result is a stream of clean laminar air within the workzone of the clean bench; this dilutes and flushes all airborne contaminants from the interior.
- A nominal filter face velocity of 0.45 m/s or 90 fpm ensures that there is a sufficient number of air changes within the enclosed area of the clean bench to maintain cleanliness.
- The purified air travels across the internal work zone of the clean bench in a horizontal, unidirectional stream and leaves the main work chamber across the entire open front of the clean bench.

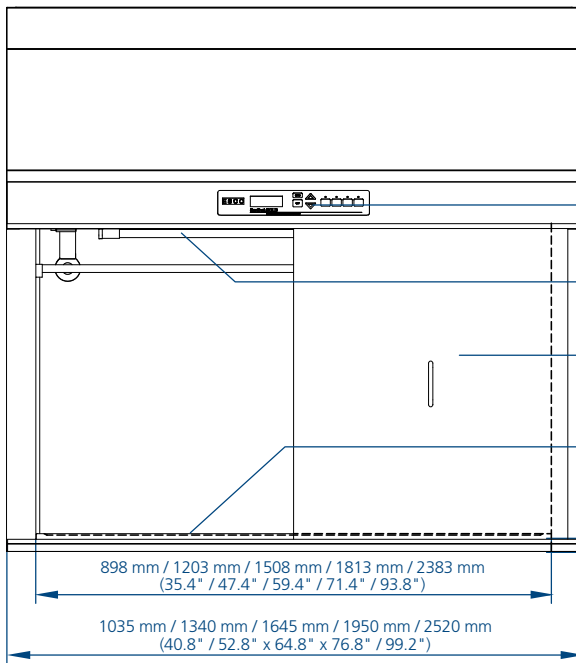
Airflow Diagram



- ULPA-filtered air
- Room air / Inflow air

Airstream® Horizontal Laminar Flow Engineering Drawing

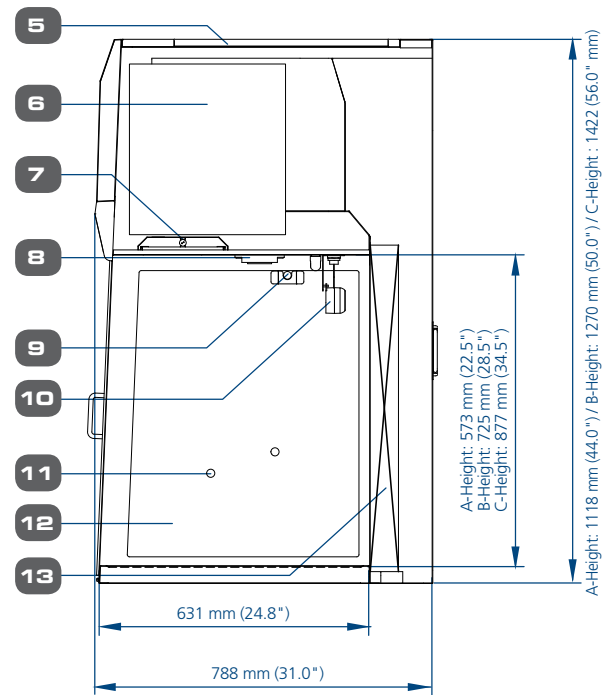
6



- Esco Sentinel™ Gold Microprocessor Controller
- UV Light Retrofit Kit Provision
- (Optional) Front Cover

- Spill-retaining Stainless Steel Work Top
- Pre-filter
- DC ECM Blower
- Fluorescent Lamp

- Electrical Outlet
- IV Bar Retrofit Kit Provision
- Air Flow Sensor
- Service Fixture Retrofit Kit Provision (2 on each side)



- Tempered Glass Side Walls (for LHG Variant)
Stainless Steel Side Walls (for LHS Variant)
- ULPA / H14 Filter

Esco Horizontal and Vertical Laminar Flow Clean Benches Accessories

Model	3 feet Width	4 feet Width	5 feet Width	6 feet Width	8 feet Width	
UV Lamp	UV-15A-L 5170251		UV-30A-L 5170255		UV-30A-L *2	
Electrical Outlet	EO-					
IV Bar Horizontal Flow	IV-890 5170608	IV-1195 5170609	IV-1500 5170610	IV-1805 5170611	IV-2375 5170662	
IV Bar Vertical Flow	IV-960 5170603	IV-1265 5170604	IV-1570 5170605	IV-1875 5170606	IV-2445 5170607	
PVC Arm Rest	ME-W-REST 5170127					
Height-adjustable Lab Chair (Blue)	ME-LD-AR360 1150006					
Ergonomic Foot Rest	FT-REST 5170073					
Support Stand Telescoping with Castors (28" to 34")	STC-3A0 5130055	STC-4A0 5130056	STC-5A0 5130057	STC-6A0 5130058	STC-8A0 5130059	
Support Stand Telescoping with Leveling Feet (28" to 34")	STL-3A0 5130050	STL-4A0 5130051	STL-5A0 5130052	STL-6A0 5130053	STL-8A0 5130054	
Support Stand with Leveling Feet (28")	SAL-3A0 Gen2 5130170	SAL-4A0 Gen2 5130134	SAL-5A0 Gen2 5130171	SAL-6A0 Gen2 5130172	SAL-8A0 Gen2 5131124	
Support Stand with Leveling Feet (34")	SAL-3B0 Gen2 5130174	SAL-4B0 Gen2 5130175	SAL-5B0 Gen2 5130176	SAL-6B0 Gen2 5130177	SAL-8B0 Gen2 5131125	
Pre-filter	Horizontal	PF-4 5090003	PF-2 (2 pcs) 5090001	PF-3 and PF-4 5090002 and 50900053	PF-2 (3 pcs) 5090001 PF-4 (2 pcs) 5090003	PF-2 and PF-4 (2 pcs) 5090001 and 5090003
	Vertical					


Airstream® Vertical Laminar Flow Stainless Steel Side Wall Version



Cabinet Filtration System

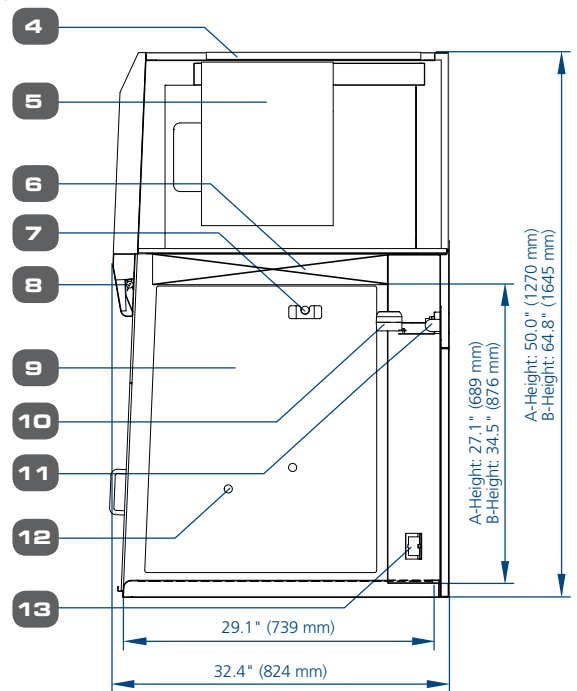
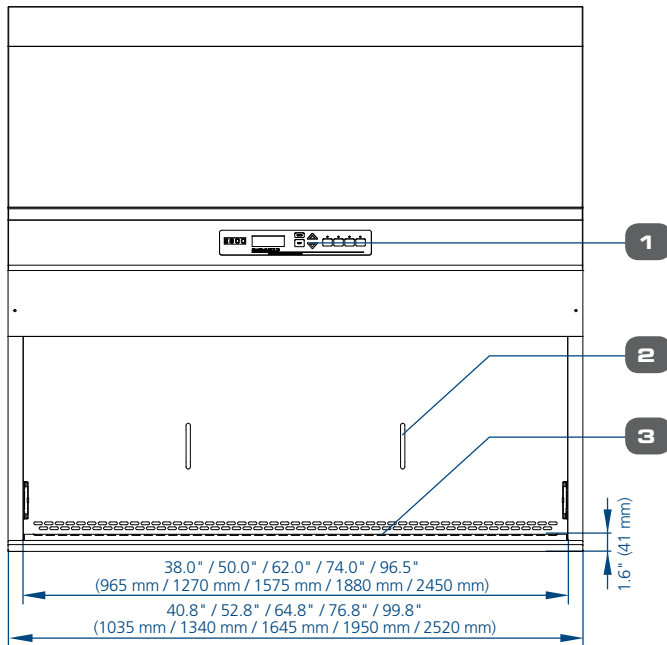
- Room air is taken in from the top of the clean bench through a disposable pre-filter with 85% arrestance; this serves to trap larger particles and increase the life of the main filter.
- Air is forced evenly across the ULPA/H14 filter(s); the result is a stream of clean laminar air within the workzone of the clean bench; this dilutes and flushes all airborne contaminants from the interior.
- A nominal filter face velocity of 0.45 m/s or 90 fpm ensures that there is a sufficient number of air changes within the enclosed area of the clean bench to maintain cleanliness.
- The purified air travels across the working zone of the clean bench in a vertical, unidirectional stream and leaves the main work chamber across the entire open front of the clean bench and through Auto-Purge™ slots at the back wall of the work zone which are designed to eliminate air turbulence and the possibility of dead air corners in the work zone.

Airflow Diagram



- ULPA-filtered air
- Room air / Inflow air

Airstream® Vertical Laminar Flow Engineering Drawing



- Esco Sentinel™ Gold Microprocessor Control System
- Optional Front Cover
- Stainless Steel Work Top
- Pre-filter
- DC ECM Blower (Self-compensating and lower noise)

- ULPA filter
- IV Bar Retrofit Kit Provision
- Fluorescent Lamp
- Tempered Glass Side Walls (for LVG Variant)
Stainless Steel Side Walls (for LVS Variant)

- Airflow Sensor
- UV Lamp
- Service Fixture Retrofit Kit Provision (2 holes on each side)
- Electrical Outlet Retrofit Kit provision (1 outlet on each side)

Esco Horizontal and Vertical Laminar Flow Clean Benches Front Cover

	3 feet	4 feet	5 feet	6 feet	8 feet
LHG / LHS	FC-LHG / LHS-3A 5170601	FC-LHG / LHS-4A 5170602	FC-LHG / LHS-5A 5170585	FC-LHG / LHS-6A 5170586	
	FC-LHG / LHS-3B 5170587	FC-LHG / LHS-4B 5170588	FC-LHG / LHS-5B 5170589	FC-LHG / LHS-6B 5170590	
	FC-LHG / LHS-3C 5170627	FC-LHG / LHS-4C 5170591		FC-LHG / LHS-6C 5170592	FC-LHG / LHS-8C 5170593
LVG / LVS	FC-LVG / LVS-3A 5170595	FC-LVG / LVS-4A 5170584	FC-LVG / LVS-5A 5170596	FC-LVG / LVS-6A 5170597	
		FC-LVG / LVS-4C 5170598	FC-LVG / LVS-5C 5170061	FC-LVG / LVS-6C 5170599	FC-LVG / LVS-8C 5170600

General Specifications, Airstream® Vertical Laminar Flow Clean Benches, A-Height (Interior Height: 2.25 ft / 0.7 m)

		LVS-3AG-F8 2120381	LVS-4AG-F8 2120382	LVS-5AG-F8 2120383	LVS-6AG-F8 2120384
Stainless Steel Sides		LVS-3AG-F9 2120443	LVS-4AG-F9 2120445	LVS-5AG-F9 2120447	LVS-6AG-F9 2120449
		LVG-3AG-F8 2120374	LVG-4AG-F8 2120369	LVG-5AG-F8 2120375	LVG-6AG-F8 2120380
Glass Sides		LVG-3AG-F9 2120435	LVG-4AG-F9 2120437	LVG-5AG-F9 2120439	LVG-6AG-F9 2120441
	Nominal Size	0.9 meters (3')	1.2 meters (4')	1.5 meters (5')	1.8 meters (6')
External Dimensions (W x D x H)	Without Base Stand	1035 x 784 x 1270 mm (40.8" x 30.8" x 50.0")	1340 x 784 x 1270 mm (52.8" x 30.8" x 50.0")	1645 x 784 x 1270 mm (64.8" x 30.8" x 50.0")	1950 x 784 x 1270 mm (76.8" x 30.8" x 50.0")
	Internal Work Area, Dimensions (W x D x H)	917 x 688 x 689 mm (36.1" x 27.0" x 27.1")	1222 x 688 x 689 mm (48.1" x 27.0" x 27.1")	1527 x 688 x 689 mm (60.1" x 27.0" x 27.1")	1832 x 688 x 689 mm (72.1" x 27.0" x 27.1")
Internal Work Area, Space		0.6 m ² (6.5 ft ²)	0.8 m ² (8.6 ft ²)	1.0 m ² (10.7 ft ²)	1.3 m ² (14.0 ft ²)
Average Airflow Velocity		0.45 m/s (90 fpm) at initial setpoint			
Air Volume		1117 m ³ /hr (657 cfm)	1471 m ³ /hr (866 cfm)	1824 m ³ /hr (1074 cfm)	2177 m ³ /hr (1281 cfm)
ULPA Filter Typical Efficiency		> 99.999% at particle size between 0.1 to 0.3µm			
Sound Emission per IEST-RP-CC002.2*		54.6 dBA	55.4 dBA	58.6 dBA	60.6 dBA
Fluorescent Lamp Intensity at Zero Ambient		980 lux (94 foot candles)	904 lux (84 foot candles)	894 lux (83 foot candles)	1062 lux (99 foot candles)
Cabinet Construction	Main Body	1.2 mm (0.05") 18-gauge electro-galvanized steel with white oven-baked epoxy-polyester powder-coated finish			
	Work Zone	1.2 mm (0.05") 18-gauge stainless steel, grade 304, with 4B finish			
	Side Walls	LVS Models: 1.2 mm (0.05") 18 gauge stainless steel, grade 304, with 4B finish LVG Models: UV absorbing tempered glass, 5 mm (0.2"), colorless and transparent			
Electrical Power Rating 8: 220-240 VAC, 50 / 60 Hz, 1 phase	Cabinet Full Load Amps (FLA)	7.3 A	7.5 A	7.8 A	8.5 A
	Optional Outlets (FLA)	5 A			
	Cabinet Nominal Power (W)	129	151	199	258
	Heat Rejected, BTU per Hour	440	515	679	880
Electrical Power Rating 9: 110-130 VAC, 50 / 60 Hz, 1 phase	Cabinet Full Load Amps (FLA)	12 A	12.5 A	13.3 A	13.5 A
	Optional Outlets (FLA)	5 A			
	Cabinet Nominal Power (W)	132	155	204	264
	Heat Rejected, BTU per Hour	450	529	696	908
Net Weight**		135 kg (298 lbs)	158 kg (348 lbs)	199 kg (438 lbs)	208 kg (459 lbs)
Shipping Weight**		167 kg (368 lbs)	202 kg (445 lbs)	256 kg (564 lbs)	273 kg (602 lbs)
Shipping Dimensions, Maximum (W x D x H)**		1120 x 900 x 1590 mm (44" x 35" x 62")	1400 x 900 x 1590 mm (55" x 35" x 62")	1720 x 900 x 1590 mm (68" x 35" x 62")	2200 x 900 x 1590 mm (87" x 35" x 62")
Shipping Volume, Maximum**		1.6 m ³ (56.6 ft ³)	2.0 m ³ (70.6 ft ³)	2.5 m ³ (88.2 ft ³)	3.3 m ³ (116.5 ft ³)

Specifications are subject to change without notice.

*Noise reading in open field condition / anechoic chamber. Noise reading in normal room varies by room size, layout, and background noise, but may reach roughly 3-4 dBA above these values.

**Cabinet only, excludes optional stand.

General Specifications, Airstream® Horizontal Laminar Flow Clean Benches, A-Height (Interior Height: 2 ft / 0.6 m)

		LHS-3AG-F8 2120377	LHS-4AG-F8 2120378	LHS-5AG-F8 2120379	LHS-6AG-F8 2120380
Stainless Steel Sides		LHS-3AG-F9 2120425	LHS-4AG-F9 2120427	LHS-5AG-F9 2120429	LHS-6AG-F9 2120431
	Glass Sides	LHG-3AG-F8 2120387	LHG-4AG-F8 2120368	LHG-5AG-F8 2120372	LHG-6AG-F8 2120373
		LHG-3AG-F9 2120417	LHG-4AG-F9 2120419	LHG-5AG-F9 2120421	LHG-6AG-F9 2120423
Nominal Size		0.9 meters (3')	1.2 meters (4')	1.5 meters (5')	1.8 meters (6')
External Dimensions (W x D x H)	Without Base Stand	1035 x 788 x 1118 mm (40.8" x 31.0" x 44.0")	1340 x 788 x 1118 mm (52.8" x 31.0" x 44.0")	1645 x 788 x 1118 mm (64.8" x 31.0" x 44.0")	1955 x 788 x 1118 mm (76.8" x 31.0" x 44.0")
	Internal Work Area, Dimensions (W x D x H)	855 x 596 x 573 mm (33.6" x 23.4" x 22.5")	1160 x 596 x 573 mm (45.7" x 23.4" x 22.5")	1465 x 596 x 573 mm (57.6" x 23.4" x 22.5")	1770 x 596 x 573 mm (69.7" x 23.4" x 22.5")
Internal Work Area, Space		0.5 m ² (5.4 ft ²)	0.7 m ² (7.5 ft ²)	0.9 m ² (9.6 ft ²)	1.0 m ² (10.8 ft ²)
Average Airflow Velocity	0.45 m/s (90 fpm) at initial setpoint				
Air Volume		834 m ³ /hr (4901 cfm)	1117 m ³ /hr (657 cfm)	1400 m ³ /hr (824 cfm)	1683 m ³ /hr (9911 cfm)
ULPA Filter Typical Efficiency	> 99.999% at particle size between 0.1 to 0.3µm				
Sound Emission per IEST-RP-CC002.2*		56.2 dBA	58.8 dBA	61.4 dBA	63.0dBA
Fluorescent Lamp Intensity at Zero Ambient		1045 lux (97 foot candles)	1139 lux (106 foot candles)	984 lux (91 foot candles)	1221 lux (113 foot candles)
Cabinet Construction	Main Body	1.2 mm (0.05") 18-gauge electro-galvanized steel with white oven-baked epoxy-polyester powder-coated finish			
	Work Zone	1.2 mm (0.05") 18-gauge stainless steel, grade 304, with 4B finish			
	Side Walls	LHS Models: 1.2 mm (0.05") 18 gauge stainless steel, grade 304, with 4B finish LHG Models: UV absorbing tempered glass, 5 mm (0.2"), colorless and transparent			
Electrical Power Rating 8: 220-240 VAC, 50 / 60 Hz, 1 phase	Cabinet Full Load Amps (FLA)	7 A	7.3 A	7.6 A	8 A
	Optional Outlets (FLA)	5 A			
	Cabinet Nominal Power (W)	140	171	211	249
	Heat Rejected, BTU per Hour	478	583	720	850
Electrical Power Rating 9: 110-130 VAC, 50 / 60 Hz, 1 phase	Cabinet Full Load Amps (FLA)	11.3 A	11.4 A	11.4 A	11.5 A
	Optional Outlets (FLA)	5 A			
	Cabinet Nominal Power (W)	144	175	216	255
	Heat Rejected, BTU per Hour	491	597	737	870
Net Weight**		100 Kg (220 lbs)	145 Kg (320 lbs)	167 Kg (368 lbs)	212 Kg (467 lbs)
Shipping Weight**		132 Kg (291 lbs)	200 Kg (440 lbs)	224 Kg (494 lbs)	277 Kg (611 lbs)
Shipping Dimensions, Maximum (W x D x H)**		1120 x 900 x 1590 mm (44" x 35" x 62")	1400 x 900 x 1590 mm (55" x 35" x 62")	1720 x 900 x 1590 mm (68" x 35" x 62")	2200 x 900 x 1590 mm (87" x 35" x 62")
Shipping Volume, Maximum**		1.6 m ³ (56.6 ft ³)	2.0 m ³ (70.6 ft ³)	2.5 m ³ (88.2 ft ³)	3.3 m ³ (116.5 ft ³)

Specifications are subject to change without notice.

*Noise reading in open field condition / anechoic chamber. Noise reading in normal room varies by room size, layout, and background noise, but may reach roughly 3-4 dBA above these values.

**Cabinet only, excludes optional stand.

General Specifications, Airstream® Horizontal Laminar Flow Clean Benches, B-Height (Interior Height: 2.25 ft / 0.7 m)

		LHS-3BG-F8 2120463	LHS-4BG-F8 2120465	LHS-5BG-F8 2120467	LHS-6BG-F8 2120469
Stainless Steel Sides		LHS-3BG-F9 2120503	LHS-4BG-F9 2120505	LHS-5BG-F9 2120507	LHS-6BG-F9 2120509
		LHG-3BG-F8 2120453	LHG-4BG-F8 2120455	LHG-5BG-F8 2120457	LHG-6BG-F8 2120459
Glass Sides		LHG-3BG-F9 2120493	LHG-4BG-F9 2120495	LHG-5BG-F9 2120497	LHG-6BG-F9 2120499
	Nominal Size	0.9 meters (3')	1.2 meters (4')	1.5 meters (5')	1.8 meters (6')
External Dimensions (W x D x H)	Without Base Stand	1035 x 788 x 1270 mm (40.8" x 31.0" x 50.0")	1340 x 788 x 1270 mm (52.8" x 31.0" x 50.0")	1645 x 788 x 1270 mm (64.8" x 31.0" x 50.0")	1950 x 788 x 1270 mm (76.8" x 31.0" x 50.0")
	Internal Work Area, Dimensions (W x D x H)	855 x 596 x 725 mm (33.6" x 23.4" x 28.5")	1160 x 596 x 725 mm (45.7" x 23.4" x 28.5")	1465 x 596 x 725 mm (57.6" x 23.4" x 28.5")	1770 x 596 x 725 mm (69.7" x 23.4" x 28.5")
Internal Work Area, Space		0.5 m ² (5.4 ft ²)	0.7 m ² (7.5 ft ²)	0.9 m ² (9.6 ft ²)	1.0 m ² (10.8 ft ²)
Average Airflow Velocity		0.45 m/s (90 fpm) at initial setpoint			
Air Volume		1055 m ³ /hr (621 cfm)	1413 m ³ /hr (832 cfm)	1771 m ³ /hr (1042 cfm)	2129 m ³ /hr (1253 cfm)
ULPA Filter Typical Efficiency		> 99.999% at particle size between 0.1 to 0.3µm			
Sound Emission per IEST-RP-CC002.2*		55.8 dBA	58.4 dBA	61.0 dBA	62.6 dBA
Fluorescent Lamp Intensity at Zero Ambient		1279 lux (119 foot candles)	1394 lux (130 foot candles)	1204 lux (112 foot candles)	1494 lux (139 foot candles)
Cabinet Construction	Main Body	1.2 mm (0.05") 18-gauge electro-galvanized steel with white oven-baked epoxy-polyester powder-coated finish			
	Work Zone	1.2 mm (0.05") 18-gauge stainless steel, grade 304, with 4B finish			
	Side Walls	LHS Models: 1.2 mm (0.05") 18 gauge stainless steel, grade 304, with 4B finish LHG Models: UV absorbing tempered glass, 5 mm (0.2"), colorless and transparent			
Electrical Power Rating 8: 220-240 VAC, 50 / 60 Hz, 1 phase	Cabinet Full Load Amps (FLA)	7 A	7.3 A	7.6 A	8 A and 3 A (2 Power Inlet)
	Optional Outlets (FLA)	5 A			
	Cabinet Nominal Power (W)	160	207	255	302
	Heat Rejected, BTU per Hour	546	702	870	1030
Electrical Power Rating 9: 110-130 VAC, 50 / 60 Hz, 1 phase	Cabinet Full Load Amps (FLA)	11.3 A	11.4 A	11.4 A	11.5 A and 6.5 A (2 Power Inlet)
	Optional Outlets (FLA)	5 A			
	Cabinet Nominal Power (W)	163	211	260	308
	Heat Rejected, BTU per Hour	556	720	887	1051
Net Weight**		108 kg (238 lbs)	156 kg (344 lbs)	180 kg (397 lbs)	228 kg (503 lbs)
Shipping Weight**		140 kg (308 lbs)	200 kg (441 lbs)	237 kg (522 lbs)	293 kg (646 lbs)
Shipping Dimensions, Maximum (W x D x H)**		1120 x 900 x 1590 mm (44" x 35" x 62")	1400 x 900 x 1590 mm (55" x 35" x 62")	1720 x 900 x 1590 mm (68" x 35" x 62")	2200 x 900 x 1590 mm (87" x 35" x 62")
Shipping Volume, Maximum**		1.6 m ³ (56.6 ft ³)	2.0 m ³ (70.6 ft ³)	2.5 m ³ (87 ft ³)	3.3 m ³ (118.6 ft ³)

Specifications are subject to change without notice.

*Noise reading in open field condition / anechoic chamber. Noise reading in normal room varies by room size, layout, and background noise, but may reach roughly 3-4 dBA above these values.

**Cabinet only, excludes optional stand.

General Specifications, Airstream® Horizontal and Vertical Laminar Flow Clean Benches, C-Height (Interior Height: 3 ft / 0.9m)

Model	Nominal Size	External Dimension (W x D x H)	Internal Dimension (W x D x H)	Sound Emmission per IEST-RP-CC002.2*	Fluorescent Lamp Intensity at Zero Ambient	Cabinet Full Load Amps (FLA)	Cabinet Nominal Power (W)	Heat Rejected, BTU per Hour	Shipping Weight**	Shipping Dimensions, Maximum (W x D x H)**	Shipping Volume, Maximum**
VERTICAL LAMINAR FLOW (220-240 VAC, 50 / 60 Hz, 1 phase)											
LVS-4CG-F8 2120565	4 ft (1.2 m)	1340 x 784 x 1645 mm (52.8" x 30.8" x 64.8")	1222 x 688 x 876 mm (48.1" x 27.0" x 34.4")	55.5 dBA	904 lux (84 fc)	7.5 A	213	727	243 kg (536 lbs)	1490 x 900 x 1750 mm (58.7" x 35.4" x 68.9")	2.3 m ³ (81.2 ft ³)
LVS-6CG-F8 2120569	6 ft (1.8 m)	1950 x 784 x 1645 mm (76.8" x 30.8" x 64.8")	1832 x 688 x 876 mm (72" x 27.0" x 34.4")	56.2 dBA	1062 lux (99 fc)	8.5 A	392	1337	330 kg (661 lbs)	2070 x 900 x 1750 mm (81.5" x 35.4" x 68.9")	3.3 m ³ (116.5 ft ³)
LVS-8CG-F8 2120686	8 ft (2.4 m)	2520 x 784 x 1645 mm (99.2" x 30.8" x 64.8")	2402 x 688 x 876 mm (95" x 27.0" x 34.4")	62.8 dBA	1100 lux (102 fc)	8.5 A and 3.5 A	422	1446	455 kg (1003 lbs)	2720 x 950 x 1750 mm (107" x 37.4" x 68.9")	4.5 m ³ (158.9 ft ³)
LVG-4CG-F8 2120555	4 ft (1.2 m)	1340 x 784 x 1645 mm (52.8" x 30.8" x 64.8")	1222 x 688 x 876 mm (48.1" x 27.0" x 34.4")	55.5 dBA	904 lux (84 fc)	7.5 A	213	727	243 kg (536 lbs)	1490 x 900 x 1750 mm (58.7" x 35.4" x 68.9")	2.3 m ³ (81.2 ft ³)
LVG-6CG-F8 2120559	6 ft (1.8 m)	1950 x 784 x 1645 mm (76.8" x 30.8" x 64.8")	1832 x 688 x 876 mm (72" x 27.0" x 34.4")	56.2 dBA	1062 lux (99 fc)	8.5 A	392	1337	330 kg (661 lbs)	2070 x 900 x 1750 mm (81.5" x 35.4" x 68.9")	3.3 m ³ (116.5 ft ³)
VERTICAL LAMINAR FLOW (Power Rating 9: 110-130 VAC, 50 / 60 Hz, 1 phase)											
LVS-4CG-F9 2120605	4 ft (1.2 m)	1340 x 784 x 1645 mm (52.8" x 30.8" x 64.8")	1222 x 688 x 876 mm (48.1" x 27.0" x 34.4")	55.5 dBA	904 lux (84 fc)	11.5 A	217	741	243 kg (536 lbs)	1490 x 900 x 1750 mm (58.7" x 35.4" x 68.9")	2.3 m ³ (81.2 ft ³)
LVS-6CG-F9 2120609	6 ft (1.8 m)	1950 x 784 x 1645 mm (76.8" x 30.8" x 64.8")	1832 x 688 x 876 mm (72" x 27.0" x 34.4")	56.2 dBA	1062 lux (99 fc)	13.5 A	400	1365	330 kg (661 lbs)	2070 x 900 x 1750 mm (82" x 35.4" x 68.9")	3.3 m ³ (116.5 ft ³)
LVS-8CG-F9 2120687	8 ft (2.4 m)	2520 x 784 x 1645 mm (99.2" x 30.8" x 64.8")	2402 x 688 x 876 mm (95" x 27.0" x 34.4")	62.8 dBA	1100 lux (102 fc)	14 A and 8A	434	1481	455 kg (1003 lbs)	2720 x 950 x 1750 mm (107" x 37.4" x 68.9")	4.5 m ³ (158.9 ft ³)
LVG-4CG-F9 2120595	4 ft (1.2 m)	1340 x 784 x 1645 mm (52.8" x 30.8" x 64.8")	1222 x 688 x 876 mm (48.1" x 27.0" x 34.4")	55.5 dBA	904 lux (84 fc)	11.5 A	217	741	243 kg (536 lbs)	1490 x 900 x 1750 mm (58.7" x 35.4" x 68.9")	2.3 m ³ (81.2 ft ³)
LVG-6CG-F9 2120599	6 ft (1.8 m)	1950 x 784 x 1645 mm (76.8" x 30.8" x 64.8")	1832 x 688 x 876 mm (72" x 27.0" x 34.4")	56.2 dBA	1062 lux (99 fc)	13.5 A	400	1365	330 kg (661 lbs)	2070 x 900 x 1750 mm (81.5" x 35.4" x 68.9")	3.3 m ³ (116.5 ft ³)
HORIZONTAL LAMINAR FLOW (220-240 VAC, 50 / 60 Hz, 1 phase)											
LHS-4CG-F8 2120545	4 ft (1.2 m)	1340 x 788 x 1422 mm (52.8" x 31.0" x 56.0")	1160 x 596 x 877 mm (45.7" x 23.5" x 34.5")	59.4 dBA	934 lux (87 fc)	7.3 A	246	840	222 kg (489 lbs)	1400 x 900 x 1590 mm (55.1" x 35.4" x 62.5")	2.0 m ³ (70.6 ft ³)
LHS-6CG-F8 2120549	6 ft (1.8 m)	1950 x 788 x 1422 mm (76.8" x 31.0" x 56.0")	1770 x 596 x 877 mm (69.7" x 23.5" x 34.5")	62.4 dBA	1001 lux (93 fc)	8 A and 3 A	359	1225	301 kg (664 lbs)	2200 x 900 x 1590 mm (86.6" x 35.4" x 62.5")	3.3 m ³ (116.5 ft ³)
LHS-8CG-F8 2120704	8 ft (2.4 m)	2520 x 788 x 1422 mm (99.2" x 31.0" x 56.0")	2340 x 596 x 877 mm (92.1" x 23.5" x 34.5")	65.3 dBA	1136 lux (106 fc)	8.3 A and 3.3 A	388	1324	397 kg (875 lbs)	2720 x 950 x 1590 mm (107.0" x 37.4" x 62.5")	4.1 m ³ (144.8 ft ³)
LHG-3CG-F8 2120533	3 ft (0.9 m)	1035 x 788 x 1422 mm (40.8" x 31.0" x 56.0")	855 x 596 x 877 mm (33.6" x 23.5" x 34.5")	57.2 dBA	1195 lux (111 fc)	7 A	190	648	147 kg (324 lbs)	1120 x 900 x 1590 mm (44" x 35.4" x 62.5")	1.6 m ³ (56.5 ft ³)
LHG-4CG-F8 2120535	4 ft (1.2 m)	1340 x 788 x 1422 mm (52.8" x 31.0" x 56.0")	1160 x 596 x 877 mm (45.7" x 23.5" x 34.5")	59.4 dBA	934 lux (87 fc)	7.3 A	246	840	222 kg (489 lbs)	1400 x 900 x 1590 mm (55.1" x 35.4" x 62.5")	2.0 m ³ (70.6 ft ³)
LHG-6CG-F8 2120539	6 ft (1.8 m)	1950 x 788 x 1422 mm (76.8" x 31.0" x 56.0")	1770 x 596 x 877 mm (69.7" x 23.5" x 34.5")	62.4 dBA	1001 lux (93 fc)	8 A and 3 A	359	1225	301 kg (664 lbs)	2200 x 900 x 1590 mm (86.6" x 35.4" x 62.5")	3.3 m ³ (116.5 ft ³)
HORIZONTAL LAMINAR FLOW (Power Rating 9: 110-130 VAC, 50 / 60 Hz, 1 phase)											
LHS-4CG-F9 2120585	4 ft (1.2 m)	1340 x 788 x 1422 mm (52.8" x 31.0" x 56.0")	1160 x 596 x 877 mm (45.7" x 23.5" x 34.5")	59.4 dBA	934 lux (87 fc)	11.4 A	250	853	222 kg (489 lbs)	1400 x 900 x 1590 mm (55.1" x 35.4" x 62.5")	2.0 m ³ (70.6 ft ³)
LHS-6CG-F9 2120589	6 ft (1.8 m)	1950 x 788 x 1422 mm (76.8" x 31.0" x 56.0")	1770 x 596 x 877 mm (69.7" x 23.5" x 34.5")	62.4 dBA	1001 lux (93 fc)	11.5 A and 6.5 A	365	1245	301 kg (664 lbs)	2200 x 900 x 1590 mm (86.6" x 35.4" x 62.5")	3.3 m ³ (116.5 ft ³)
LHS-8CG-F9 2120719	8 ft (2.4 m)	2520 x 788 x 1422 mm (99.2" x 31.0" x 56.0")	2340 x 596 x 877 mm (92.1" x 23.5" x 34.5")	65.3 dBA	1136 lux (106 fc)	12 A and 6 A	394	1344	397 kg (875 lbs)	2720 x 950 x 1590 mm (107.0" x 37.4" x 62.5")	4.1 m ³ (144.8 ft ³)
LHG-3CG-F9 2120573	3 ft (0.9 m)	1035 x 788 x 1422 mm (40.8" x 31.0" x 56.0")	855 x 596 x 877 mm (33.6" x 23.5" x 34.5")	57.2 dBA	1195 lux (111 fc)	11.3 A	193	659	147 kg (324 lbs)	1120 x 900 x 1590 mm (44" x 35.4" x 62.5")	1.6 m ³ (56.5 ft ³)
LHG-4CG-F9 2120575	4 ft (1.2 m)	1340 x 788 x 1422 mm (52.8" x 31.0" x 56.0")	1160 x 596 x 877 mm (45.7" x 23.5" x 34.5")	59.4 dBA	934 lux (87 fc)	11.4 A	250	853	222 kg (489 lbs)	1400 x 900 x 1590 mm (55.1" x 35.4" x 62.5")	2.0 m ³ (70.6 ft ³)
LHG-6CG-F9 2120579	6 ft (1.8 m)	1950 x 788 x 1422 mm (76.8" x 31.0" x 56.0")	1770 x 596 x 877 mm (69.7" x 23.5" x 34.5")	62.4 dBA	1001 lux (93 fc)	11.5 A and 6.5 A	365	1245	301 kg (664 lbs)	2200 x 900 x 1590 mm (86.6" x 35.4" x 62.5")	3.3 m ³ (116.5 ft ³)
SPECIFICATIONS AVAILABLE FOR ALL MODELS AND SIZES											
Cabinet Construction	Main Body	1.2 mm (0.05") 18 gauge electro-galvanized steel with white oven-baked epoxy-polyester powder-coated finish									
	Work Zone	1.2 mm (0.05") 18-gauge stainless steel, grade 304, with 4B finish									
	Side Walls	LVG-LHG: UV absorbing tempered glass, 5 mm (0.2"), colorless and transparent									
LVS-LHS: 1.2 mm (0.05") 18 gauge stainless steel, grade 304, with 4B finish											
Average Airflow Velocity		0.45 m/s (90 fpm) at initial set point									
ULPA Filter Typical Efficiency		> 99.999% at particle size between 0.1 to 0.3 µm									
Electrical		Power Rating 8: 220-240 VAC, 50 / 60 Hz, 1 phase									
		Power Rating 9: 110-130 VAC, 50 / 60 Hz, 1 phase									

Specifications are subject to change without notice.

*Noise reading in open field condition / anechoic chamber. Noise reading in normal room varies by room size, layout, and background noise, but may reach roughly 3-4 dBA above these values.

**Cabinet only, excludes optional stand.

Product Matrix with ordering Item Codes

Product Matrix				220-240 VAC, 50/60 Hz		Old Models	110-130 VAC, 50/60 Hz		Old Models	
Laminar Flow Clean Benches	Vertical	Stainless Steel Sides	2.25 ft Internal Height	2120381	LVS-3AG-F8	LVC-3A1/3	2120443	LVS-3AG-F9	LVC-3A2	
				2120382	LVS-4AG-F8	LVC-4A1/3	2120445	LVS-4AG-F9	LVC-4A2	
				2120383	LVS-5AG-F8	LVC-5A1/3	2120447	LVS-5AG-F9	LVC-5A2	
				2120384	LVS-6AG-F8	LVC-6A1/3	2120449	LVS-6AG-F9	LVC-6A2	
			3 ft Internal Height	2120565	LVS-4CG-F8	LVC-4C1/3	2120605	LVS-4CG-F9	LVC-4C2	
				2120569	LVS-6CG-F8	LVC-6C1/3	2120609	LVS-6CG-F9	LVC-6C2	
				2120686	LVS-8CG-F8	LVC-8C1/3	2120687	LVS-8CG-F9	LVC-8C2	
		Glass Sides	2.25 ft Internal Height	2120374	LVG-3AG-F8	AVC-3D1/3	2120435	LVG-3AG-F9	AVC-3D2	
				2120369	LVG-4AG-F8	AVC-4D1/3	2120437	LVG-4AG-F9	AVC-4D2	
				2120375	LVG-5AG-F8	AVC-5D1/3	2120439	LVG-5AG-F9	AVC-5D2	
				2120380	LVG-6AG-F8	AVC-6D1/3	2120441	LVG-6AG-F9	AVC-6D2	
			3 ft Internal Height	2120555	LVG-4CG-F8	AVC-4C1/3	2120595	LVG-4CG-F9	AVC-4C2	
				2120559	LVG-6CG-F8	AVC-6C1/3	2120599	LVG-6CG-F9	AVC-6C2	
	Horizontal	Stainless Steel Sides	2 ft Internal Height	2120377	LHS-3AG-F8	LHC-3A1/3	2120425	LHS-3AG-F9	LHC-3A2	
				2120378	LHS-4AG-F8	LHC-4A1/3	2120427	LHS-4AG-F9	LHC-4A2	
				2120379	LHS-5AG-F8	LHC-5A1/3	2120429	LHS-5AG-F9	LHC-5A2	
				2120380	LHS-6AG-F8	LHC-6A1/3	2120431	LHS-6AG-F9	LHC-6A2	
			2.5 ft Internal Height	2120463	LHS-3BG-F8	LHC-3B1/3	2120503	LHS-3BG-F9	LHC-3B2	
				2120465	LHS-4BG-F8	LHC-4B1/3	2120505	LHS-4BG-F9	LHC-4B2	
				2120467	LHS-5BG-F8	LHC-5B1/3	2120507	LHS-5BG-F9	LHC-5B2	
				2120469	LHS-6BG-F8	LHC-6B1/3	2120509	LHS-6BG-F9	LHC-6B2	
			3 ft Internal Height	2120545	LHS-4CG-F8	LHC-4C1/3	2120585	LHS-4CG-F9	LHC-4C2	
				2120549	LHS-6CG-F8	LHC-6C1/3	2120589	LHS-6CG-F9	LHC-6C2	
				2120704	LHS-8CG-F8	LHC-8C1/3	2120719	LHS-8CG-F9	LHC-8C2	
			Glass Sides	2 ft Internal Height	2120387	LHG-3AG-F8	AHC-3D1/3	2120417	LHG-3AG-F9	AHC-3D2
					2120368	LHG-4AG-F8	AHC-4D1/3	2120419	LHG-4AG-F9	AHC-4D2
2120372		LHG-5AG-F8			AHC-5D1/3	2120421	LHG-5AG-F9	AHC-5D2		
2120373		LHG-6AG-F8			AHC-6D1/3	2120423	LHG-6AG-F9	AHC-6D2		
2.5 ft Internal Height		2120453		LHG-3BG-F8	AHC-3B1/3	2120493	LHG-3BG-F9	AHC-3B2		
		2120455		LHG-4BG-F8	AHC-4B1/3	2120495	LHG-4BG-F9	AHC-4B2		
		2120457		LHG-5BG-F8	AHC-5B1/3	2120497	LHG-5BG-F9	AHC-5B2		
		2120459		LHG-6BG-F8	AHC-6B1/3	2120499	LHG-6BG-F9	AHC-6B2		
3 ft Internal Height		2120533		LHG-3CG-F8	AHC-3C1/3	2120573	LHG-3CG-F9	AHC-3C2		
		2120535		LHG-4CG-F8	AHC-4C1/3	2120575	LHG-4CG-F9	AHC-4C2		
		2120539		LHG-6CG-F8	AHC-6C1/3	2120579	LHG-6CG-F9	AHC-6C2		

Life Science • Chemical Research • Assisted Reproductive Technology (ART)
• Pharmaceutical Equipment • General Equipment




WORLD CLASS. WORLDWIDE.

Esco Technologies, Inc. • 903 Sheehy Drive, Suite F, Horsham, PA 19044, USA
Toll-Free USA and Canada 1-877-479-3726 • Tel 215-441-9661 • Fax 484-698-7757
eti.sales@escoglobal.com • www.escolifesciences.us

Esco Micro Pte. Ltd. • 21 Changi South Street 1 • Singapore 486 777
Tel +65 6542 0833 • Fax +65 6542 6920 • mail@escoglobal.com • www.escoglobal.com

Esco Global Offices: Sydney, Australia | Manama, Bahrain | Beijing, China | Chengdu, China | Guangzhou, China | Shanghai, China
Kowloon, Hong Kong | Bangalore, India | Delhi, India | Mumbai, India | Jakarta, Indonesia | Rome, Italy | Osaka, Japan
Kuala Lumpur, Malaysia | Melaka, Malaysia | Manila, Philippines | Moscow, Russia | Singapore | Midrand, South Africa
Seoul, South Korea | Bangkok, Thailand | Barnsley, United Kingdom | South Yorkshire, United Kingdom | Philadelphia, PA, USA | Hanoi, Vietnam



escoglobal.com
LIVE SUPPORT

ISOCIDE™



9010229 LVG-LHG Laminar Flow, Air, DR1115
Esco Technologies, Inc. is a registered trademark of Esco Technologies, Inc. All other trademarks and product names are the property of Esco and the respective companies.